

# KEY FIGURES 2023



STATISTICAL REVIEW OF THE FRENCH EQUINE SECTOR - 2022 DATA  
Breeding Trade Uses Socio-Economic Statistics

Knowledge base

[www.ifce.fr](http://www.ifce.fr)

© Adobe Stock

# EQUINES AND CASH FLOW

## Number of equines

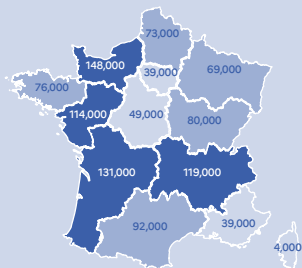
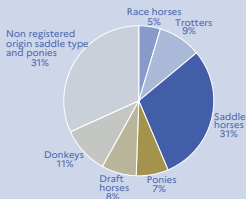


**1 022 000**

EQUINES IN FRANCE AT THE END OF 2022

### 2/3 SADDLE HORSES AND PONIES

MORE THAN 100,000 EQUINES IN NORMANDY, NOUVELLE-AQUITAINE, RHÔNE-ALPES AND PAYS DE LA LOIRE REGIONS



## Cash flow

ALMOST €11 BILLION GENERATED BY EQUINE ACTIVITIES IN 2019\* INCLUDING :



RACES :  
**€9,767 M**  
(€6,660 M GO TO THE BETTERS)

SPORT-LEISURE :  
**€1,052 M**

WORK :  
**€26 M**

MEAT :  
**€147 M**

EXPORTS :  
**€229 M**

\* Last estimate available

# BREEDERS AND HERDS

## Number of breeders remains stable in 2022

Number of breeders by type of product	2017	2022 (p)	% of change 2021/2022 (p)
Race horses	3,953	3,606	-3%
Trotters	6,132	5,232	-4%
Sport-Leisure	11,195	13,591	3%
Draft horses	6,169	5,771	0%
Other breeds	1,296	2,022	15%
Registered origins	6,458	7,965	1%
<b>Total *</b>	<b>32,165</b>	<b>33,988</b>	<b>0%</b>



**33,988**

BREEDERS, OWNERS OF  
COVERED MARES IN 2022

**76%**

OF BREEDERS OWN  
1 TO 2 MARES

**8%**

OF BREEDERS OWN  
MORE THAN 5  
MARES

## Number of stallions decreases and broodmares remains stable

Breed type	Stallions			Broodmares		
	2017	2022 (p)	% of change 2021/2022 (p)	2017	2022 (p)	% of change 2021/2022 (p)
Race horses	311	290	-5%	10,019	9,679	-4%
Trotters	482	403	-5%	15,484	13,264	-4%
Sport-Leisure	3,051	3,525	-3%	19,665	24,769	5%
Draft horses	2,345	2,434	2%	16,532	17,718	3%
Other breeds	1,270	1,518	-7%	2,017	3,026	13%
Registered origins	288	375	-14%	10,458	13,357	5%
Non registered origins	418	425	-16%	-	-	-
<b>Total</b>	<b>8,165</b>	<b>8,970</b>	<b>-4%</b>	<b>73,836</b>	<b>81,206</b>	<b>2%</b>



**8,970**

STALLIONS IN 2022

**81,206**

BROODMARES IN 2022

Sources : IFCE-SIRE

(p)=preliminary 2022 data, some files not yet administratively closed

\* A breeder producing different breeds totals per breed he produces, hence a number of breeders of all breeds which differs from the sum per breed.

# FOALS BIRTHS

## Increase in births in 2022

Type of registered equine	2017	2022 (p)	% of change 2021-2022
Race horses	6,645	6,732	0%
Trotters	10,747	9,136	-2%
Sport-Leisure	13,015	15,642	9%
Draft horses	8,799	10,027	9%
Other breeds	2,843	2,914	-1%
Registered origins	6,477	8,613	13%
<b>Total</b>	<b>48,922</b>	<b>53,380</b>	<b>6%</b>

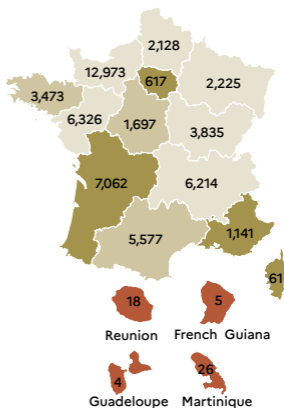
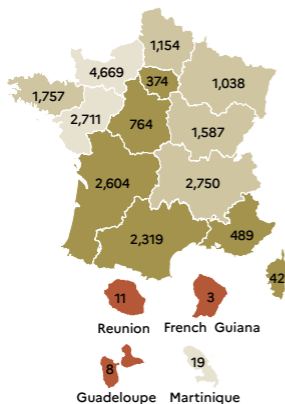


**53,380**  
REGISTRATIONS  
IN 2022

**6%**  
BETWEEN 2021  
AND 2022

**22,030 breeders in France**  
all breeds combined

**53,380 registrations in France** all  
breeds combined



Percentage of change 2021/2022

- 10% and above
- from 7% to 9%
- from -1% to 6%
- from -5% to -2%
- 6% and below

Source : IFCE-SIRE at 02/11/2023

(p)=preliminary 2022 data, some files not yet administratively closed

# TRADE

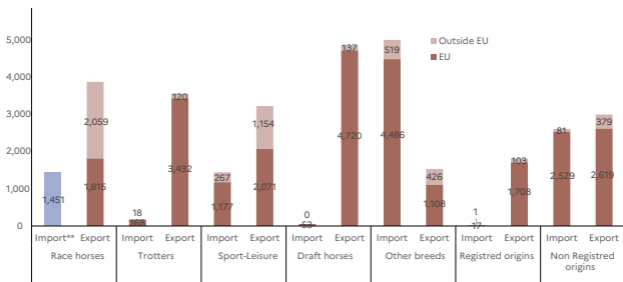
## Slight decline in transactions in 2022

Type of equine	2022	% of change 2021-2022
Race horses	11,673	-1%
Trotters	13,470	2%
Sport-Leisure	22,164	-4%
Draft horses	8,151	-1%
Other breeds	7,093	0%
Registered and non registered origins	26,102	-2%
<b>Total</b>	<b>88,653</b>	<b>-2%</b>



**88,653**  
OWNERSHIP CARD  
RENEWALS

## Increased foreign trade in 2022\*



\*\* Origins of imported racing horses are not available

**10,800** IMPORTED EQUINES  
IN 2022  
**+9%** BETWEEN 2021 AND 2022

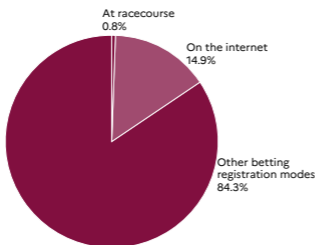
**21,850** EXPORTED EQUINES  
IN 2022  
**+2%** BETWEEN 2021 AND 2022

\*Exports 2022 data are not exhaustive, source on exports to third countries incomplete at time of publication, for more information : consult the ECUS 2023 directory, pages 53-55

Sources : IFCE-SIRE, IFCE-OESC based on TRACES, France Galop

# RACES: BETTING AND TRAINING

15% of bets registered on the internet in 2022



Amount of bets (in million €)

	2017	2022	% of change 2021-2022
At the racecourse	2	76.3	72%
Outside racecourse	9,273	9,567	9%

Horses in training

	2017	2022	% of change 2021-2022
Gallop	9,860	9,942	3%
Trotting races	19,096	15,903	-5%



**€9,6  
Mrd**

BETS IN 2022



MORE THAN  
**9,100**

OWNERS OF  
RACE HORSES IN  
FRANCE, STABLE  
NUMBER OF  
OWNER IN 2022



**25,845**

HORSES IN  
TRAINING IN  
2022

# RACES: RACECOURSES ACTIVITIES —

Races in France : increase in incentives despite decrease in activity in all disciplines in 2022

Discipline	Number of races		Number of riders		Amount of incentives (€M)		
	2022	2017	2022	% of change 2021/2022	2017	2022	% of change 2021/2022
Hurdle racing	2,011	19,531	16,918	-8%	83	76	5%
Flat races	4,984	52,104	50,138	-4%	192	195	11%
Trotting races	11,043	154,531	139,671	-2%	299	287	13%
<b>Total</b>	<b>18,038</b>	<b>226,166</b>	<b>206,727</b>	<b>-3%</b>	<b>574</b>	<b>558</b>	<b>11%</b>



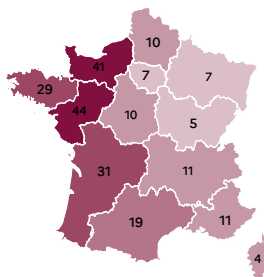
**231**

ACTIVE  
RACECOURSES  
IN 2022

**24%**

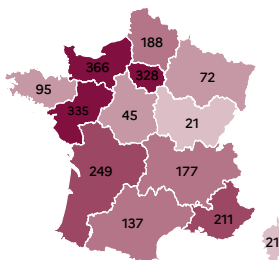
OF MEETING ARE ORGANISED AT THE 7  
MOST ACTIVE RACECOURSES

231 active racecourses in 2022



French overseas  
regions: 2

2,272 race meetings in 2022



French overseas  
regions: 24

# HORSE RIDING

License holders increased in 2022\*

	2017	2022*	% of change 2021-2022
Horse	263,124	284,891	2%
Pony	303,103	334,219	6%
Tourism	78,341	73,286	3%
<b>Total</b>	<b>644,568</b>	<b>692,399</b>	<b>4%</b>




RIDING  
**3RD**  
NATIONAL SPORT  
IN 2022

Number of equestrian establishments remains stable

	2017	2022*	% of change 2021-2022
Number of associations	2,871	2,489	-3%
Number of private establishments	6,554	7,180	2%
<b>Total</b>	<b>9,425</b>	<b>9,669</b>	<b>1%</b>

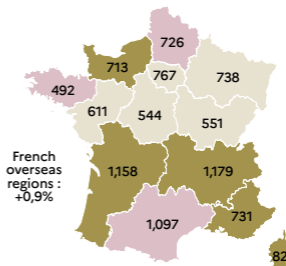
1 in 4 licensed riders are in Ile-de-France and Auvergne-Rhône-Alpes



Percentage of change :  
2021/2022

- from 5% to 5.3%
- from 4.1% to 4.8%
- from 2% to 3.1%

1 in 3 establishment are located in Nouvelle-Aquitaine, Auvergne-Rhône-Alpes and Occitanie



Percentage of change :  
2021/2022

- from 1.4% to 9.3%
- from 0% to 1.3%
- from -3% to -0.5%

\* This for 2022 season and from 01/09/2021 to 31/08/2022

Source : FFE



# EQUESTRIAN COMPETITIONS

## Resumption of competition activities in 2022

	2017	2022	% of change 2021-2022
Total of organisers	3,952	3,153	44%
Total of events	116,050	116,875	102%
Total of riders	1,603,615	1,447,073	69%
Amount of distributed winnings	31,062,075	33,975,782	34%



**153 158**

RIDERS WITH A  
COMPETITION LICENCES

**77%**

OF LICENCES IN  
CLUB CATEGORY

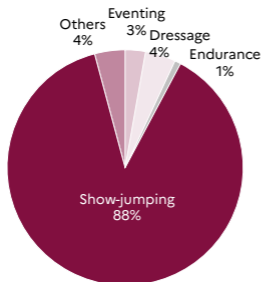
**21%**

OF LICENCES IN  
AMATEUR  
CATEGORY

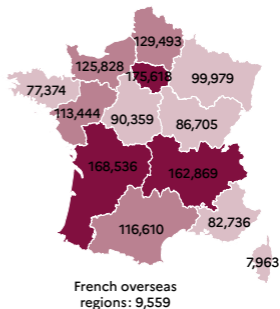
**2%**

OF LICENCES IN  
PRO CATEGORY

### Show-jumping: largest discipline in number of participants



### 1 447 073 participants in competition in 2022



# HORSEMEAT

## Continuous decline in slaughtering in 2022

	2017	2022	% of change 2021-2022
Number of equines (by head)	10,237	3,882	-26%
Volume (in tce*)	2,811	1,090	-25%

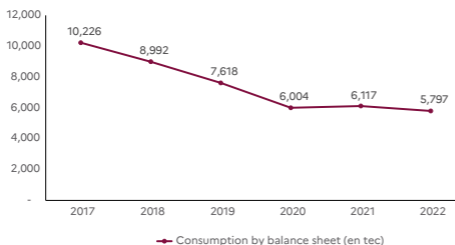
\*tonnes carcass weight equivalent



**3,882**

EQUINES  
SLAUGHTERED  
IN 2022

## Decline in horsemeat consumption in 2022



**5,797**

TONNES OF  
MEAT CONSUMED

**6.9 %**

OF FRENCH  
HOUSEHOLDS  
BOUGHT  
HORSEMEAT  
IN 2022

## Horsemeat remains the most expensive meat in 2022

### Average purchase price (EUR/kg)

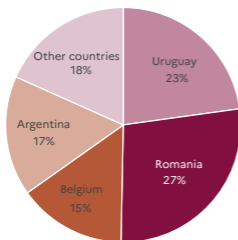
Fresh butchered meat	12.3
Beef	16.9
Veal	17.1
lamb	17.3
Pork	8.0
Horse	19.6
Poultry and rabbit	9.0

# FOREIGN MEAT TRADE

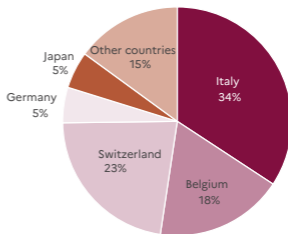
## Decrease in horsemeat trade in 2022

		2017	2022	% of change 2021-2022
Slaughter horses (number of heads)	Import	0	842	161%
	Export	4,835	5,088	-2%
Meat (tonnes)	Import	11,270	7,090	-9%
	Export	3,808	2,402	-21%

In 2022, 39% of horsemeat imports come from South America



Italy, the main importer of french horsemeat



**7,090** IMPORTED TONNES  
IN 202

**2,402** EXPORTED TONNES  
IN 202



Trade deficit of €13.4 million in 2022, France is not self-sufficient in horsemeat

Value (in million of €)	Live foreign trade	Foreign meat trade
Export	9.2	17.7
Import	1.7	38.6



**+€ 7.5M**

LIVE FOREIGN  
TRADE BALANCE

**-€ 20.9M**

FOREIGN TRADE  
BALANCE IN MEAT

# EMPLOYMENT AND EMPLOYMENT MARKET

## EMPLOYMENT

66,000 jobs as main activity in 2018

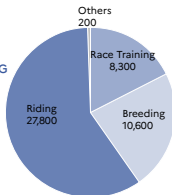


**46,900**

JOBS RELATED TO HORSE BREEDING  
AND USE OF HORSES

**28,000**

EMPLOYEES, APPRENTICES AND TRAINEES



**Agricultural Jobs : stable in racing, up in breeding and riding**

	2019	2022	% of change 2021-2022
Breeding	3,451	3,903	4%
Riding	16,490	19,962	8%
Race horses	3,969	4,191	0%
Trotting racing	2,323	2,053	-1%
<b>Total *</b>	<b>25,474</b>	<b>29,285</b>	<b>5%</b>

\* The total also includes an "other" sector not specified in the data because of the small number of employees who cannot be assigned to any particular sector. It differs from the total of each sector, as an employee can work in two different sectors at the same time

## EMPLOYMENT MARKET



**3,278**

JOB OFFERS\* ENTRUSTED TO  
EQUI-RESSOURCES IN 2022:

**53%**

OF OFFERS ARE FOR  
INDETERMINATE  
DURATION CONTRACT

**24%**

OF OFFERS CONCERN THE  
PROFESSION OF GROOMING

\* including employee and apprenticeship contracts